

Race Analysis

European Champs Rome 2022

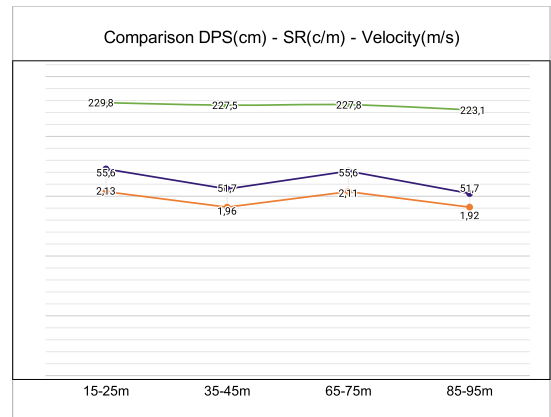
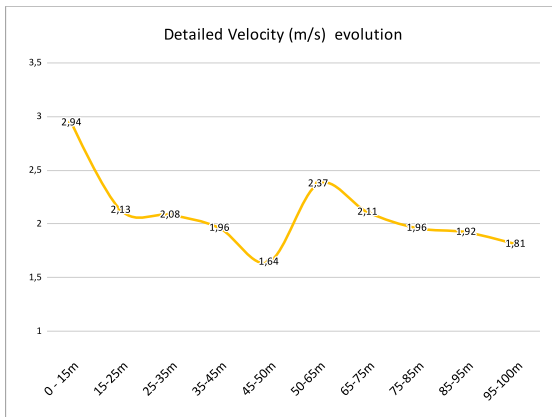
Name **David Popovici**

Race **100m Freestyle** Results **00:46.86**

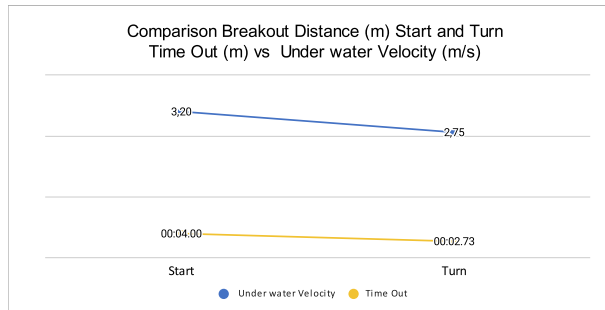
Distance	Meters	0 - 15m	15-25m	25-35m	35-45m	45-50m	50-65m	65-75m	75-85m	85-95m	95-100m	Pacing info
Split	Time	00:05.10	00:09.80	00:14.60	00:19.70	00:22.74	00:29.06	00:33.80	00:38.90	00:44.10	00:46.86	Averages
Lap	Time	00:05.10	00:04.70	00:04.80	00:05.10	00:03.04	00:06.32	00:04.74	00:05.10	00:05.20	00:02.76	
Velocity	Metre/Sec	2,94	2,13	2,08	1,96	1,64	2,37	2,11	1,96	1,92	1,81	2,14
Stroke Rate	Cycle/Min		55,6		51,7	50,0		55,6		51,7	53,1	53,6
Stroke Tempo	Sec		00:01.08		00:01.16	00:01.20		00:01.08		00:01.16	00:01.13	00:01.12
Distance per stroke	Cm		229,8		227,5			227,8		223,1		227,0
Stroke Index	DPS*Speed*Cycle		4,89		4,46			4,81		4,29		4,61

Distance	1st 25m	2nd 25m	3rd 25m	4th 25m	
Lap	Time	00:09.80	00:12.94	00:11.06	00:13.06
Velocity	Metre/Sec	2,55	1,93	2,26	1,91

1st 50m	2nd 50m	50m	100m
00:22.74	00:24.12	00:22.74	00:46.86
2,20	2,07	2,20	2,13



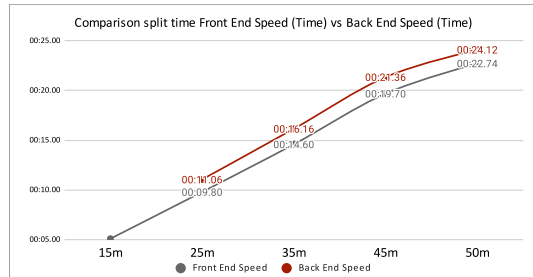
Data evolution	Start
Reaction Time	Sec 00:00.65
Time Out	Sec 00:04.00
Breakout Dis	Metre 12,8
Velocity	Metre/Sec 3,20



Data evolution	Turn
Split	Meters 45-65m
Split	Time 00:09.36
Velocity	Metre/Sec 2,14

Underwater phase	
Time in	Sec
Time Out	Sec 00:02.73
Total Time	Sec 00:02.73
Breakout Dis.	Metre 7,5
UW Velocity	Metre/Sec 2,75

Distance	15m	25m	35m	45m	50m	
Split	Time	00:05.10	00:09.80	00:14.60	00:19.70	00:22.74
Stroke Rate	Cycle/Min		55,6		51,7	50,0
Stroke Tempo	Sec		00:01.08		00:01.16	



Distance	25m	35m	45m	50m	
Split	Time	00:11.06	00:16.16	00:21.36	00:24.12
Stroke Rate	Cycle/Min	55,6		51,7	53,1
Stroke Tempo	Sec	00:01.08		00:01.16	00:01.13

Analysis Swim by Siarhei Ivashyn



AnalysisSwim@gmail.com
[Analysis_swim](#)
[Analysis Swim](#)



[WhatsApp](#)
[Siarhei Ivashyn](#)
[Analysis Swim](#)