

Race Analysis

Olympic Games Tokyo 2020

Name **Kaylee MCKEOWN**

Race **200 Backstroke** Results **02:04.68**

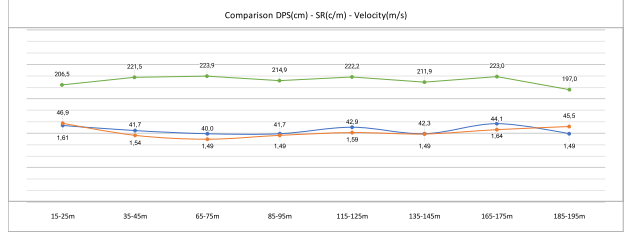
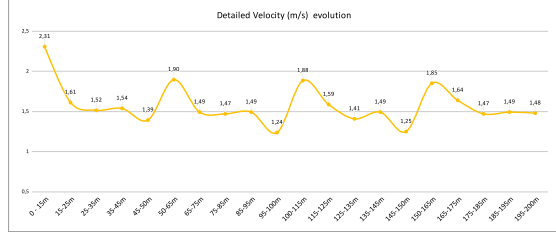
Distance	Meters	0 - 15m	15-25m	25-35m	35-45m	45-50m	50-65m	65-75m	75-85m	85-95m	95-100m	100-115m	115-125m	125-135m	135-145m	145-150m	150-165m	165-175m	175-185m	185-195m	195-200m	Averages		
Split	Time	00:06.50	00:12.70	00:19.30	00:26.80	00:33.39	00:41.50	00:48.00	00:56.80	00:57.50	01:01.54	01:09.50	01:18.80	01:29.00	01:39.60	01:49.80	01:59.40	02:09.00	02:18.60	02:28.10	02:37.68	02:46.88	2:04.68	
Lap	Time	00:06.50	00:06.20	00:06.40	00:06.50	00:03.59	00:07.91	00:06.70	00:06.80	00:06.70	00:04.04	00:07.96	00:06.30	00:07.10	00:06.70	00:04.00	00:08.10	00:06.10	00:06.80	00:06.70	00:06.70	00:03.38	1:41.1	
Velocity	Meters/Sec	2.31	1.61	1.52	1.54	1.39	1.30	1.49	1.47	1.49	1.24	1.88	1.59	1.41	1.49	1.25	1.85	1.64	1.47	1.49	1.48	00:05.40	1.61	
Stroke Rate	Cycle/Min	46.8	46.8	41.67	42.0	40.0	42.0	41.7	40.5	42.7	40.5	43.9	43.3	43.7	44.1	44.1	44.1	44.1	44.1	44.1	44.1	00:05.40	41.1	
Stroke Tempo	Sec	00:01.28	00:01.44	00:01.44	00:01.43	00:01.50	00:01.44	00:01.48	00:01.44	00:01.48	00:01.48	00:01.40	00:01.40	00:01.42	00:01.44	00:01.44	00:01.36	00:01.36	00:01.32	00:01.32	00:01.32	00:01.32	00:05.40	251.1
Distance per stroke	Cm	206.5	221.5	221.5	221.5	221.5	221.5	221.5	221.5	221.5	221.5	221.5	221.5	221.5	221.5	221.5	221.5	221.5	221.5	221.5	221.5	221.5	00:05.40	251.1
Stroke index	DPS*Speed*Cycle	3.3	3.4	3.4	3.4	3.4	3.4	3.4	3.4	3.4	3.4	3.4	3.4	3.4	3.4	3.4	3.4	3.4	3.4	3.4	3.4	3.4	00:05.40	3.32

Distance	1st 25	2nd 25	3rd 25	4th 25	5th 25	6th 25	7th 25	8th 25	
Lap	Time	00:12.70	00:16.69	00:14.41	00:17.54	00:14.26	00:17.80	00:14.20	00:18.88
Velocity	Meters/Sec	1.97	1.50	1.71	1.43	1.75	1.40	1.76	1.48

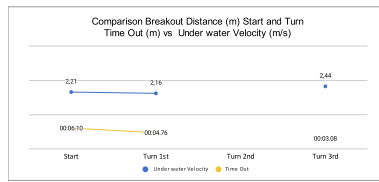
Distance	1st 50	2nd 50	3rd 50	4th 50	
Lap	Time	00:29.39	00:32.15	00:32.06	00:31.08
Velocity	Meters/Sec	1.70	1.36	1.36	1.61

Distance	1st 100	2nd 100	
Lap	Time	01:01.54	01:03.14
Velocity	Meters/Sec	1.62	1.58

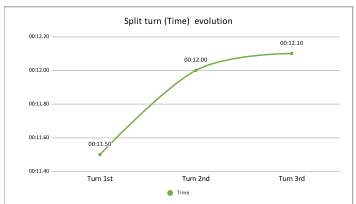
Distance	50m	100m	150m	200m	
Lap	Time	00:29.39	01:01.54	01:33.60	02:04.68
Velocity	Meters/Sec	1.70	1.62	1.60	1.60



Start info	Start
Reaction Time	Sec 00:00.59
Time Out	Sec 00:06.10
Breakout Dis	Meters 13.5
Velocity	Meters/Sec 2.21

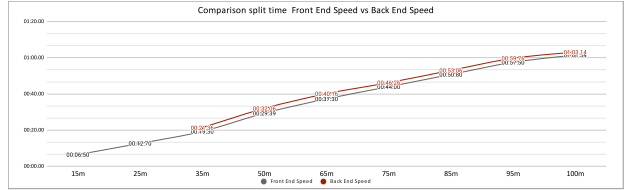


Turn info	Turn 1st	Turn 2nd	Turn 3rd
Split	Meters 45-50m	95-115m	145-165m
Time	00:11.50	00:12.00	00:12.30
Velocity	Meters/Sec 1.74	1.67	1.63



Front End Speed	15m	25m	35m	50m	65m	75m	85m	95m	100m
Distance	15m	25m	35m	50m	65m	75m	85m	95m	100m
Split	Time	00:06.50	00:12.70	00:19.30	00:29.39	00:37.30	00:44.00	00:50.80	00:57.50
Stroke Rate	Cycle/Min	46.8	46.8	42.0	40.0	42.0	41.7	40.5	42.7
Stroke Tempo	Sec	00:01.28	00:01.44	00:01.44	00:01.50	00:01.44	00:01.48	00:01.44	00:01.48

Back End Speed	50m	65m	75m	85m	95m	100m	
Distance	50m	65m	75m	85m	95m	100m	
Split	Time	00:21.56	00:32.06	00:40.16	00:46.26	00:53.06	00:59.76
Stroke Rate	Cycle/Min	41.7	44.1	44.1	45.5	45.5	45.5
Stroke Tempo	Sec	00:01.44	00:01.36	00:01.32	00:01.32	00:01.32	00:01.32



Analysis Swim by Sjarhei Ivashyn



AnalysisSwim@gmail.com
[Analysis_Swim](#)
[Analysis_Swim](#)

[WhatsApp](#)
[Telegram](#)
[Facebook](#)