

Race Analysis

Olympic Games Tokyo 2020

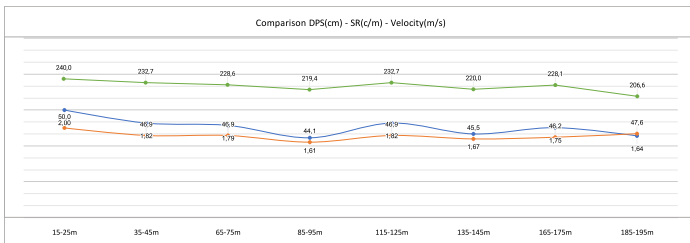
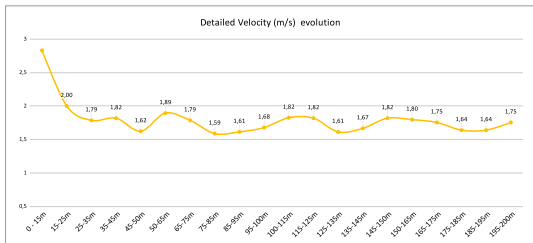
Name **Kristof Milak**

Race **200 Butterfly** Results **01:51.25**

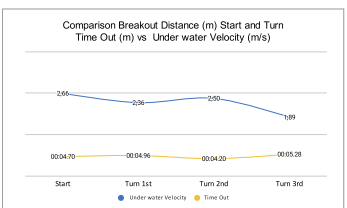
Distance	Meters	0-15m	15-25m	25-35m	35-45m	45-50m	50-65m	65-75m	75-85m	85-95m	95-100m	100-115m	115-125m	125-135m	135-145m	145-150m	150-165m	165-175m	175-185m	185-195m	195-200m	Pacing info	
Split	Time	00:05.30	00:10.30	00:15.90	00:21.40	00:24.48	00:32.40	00:38.00	00:44.30	00:50.50	00:53.48	01:01.70	01:07.20	01:13.40	01:19.40	01:22.15	01:30.50	01:36.20	01:42.30	01:48.40	01:51.25	Averages	
Lap	Time	00:05.30	00:05.00	00:05.00	00:05.50	00:05.08	00:07.92	00:05.60	00:06.20	00:06.20	00:05.22	00:05.50	00:06.20	00:06.60	00:02.75	00:08.35	00:05.70	00:06.10	00:06.10	00:02.85			
Velocity	Metre/Sec	2.83	2.00	1.79	1.82	1.62	1.89	1.79	1.59	1.61	1.68	1.82	1.82	1.61	1.67	1.82	1.80	1.75	1.64	1.64	1.75	1.81	
Stroke Rate	Cycle/Min	50.0		46.88	47.6	46.9		44.1	44.1	46.9		45.5	46.2	46.2	46.2	46.2	46.2	46.2	47.6	47.6		46.7	
Stroke Tempo	Sec	00:01.20		00:01.28	00:01.26	00:01.26		00:01.36	00:01.36	00:01.36		00:01.32	00:01.30	00:01.30	00:01.30	00:01.30	00:01.30	00:01.30	00:01.26	00:01.26		00:01.29	
Distance per stroke	Cm	240.0		232.7		236.6		234.4	234.4	237.7		230.0	231.1	236.6	236.6	236.6	236.6	236.6	236.6	236.6		236.0	
Stroke Index	DPS*Speed/Cycle	4.80		4.23		4.08		3.54	3.54	4.23		3.67	4.00	4.00	4.00	4.00	4.00	4.00	3.99	3.99		3.99	

Distance	1st 25	2nd 25	3rd 25	4th 25	5th 25	6th 25	7th 25	8th 25	
Lap	Time	00:10.30	00:14.18	00:13.52	00:15.48	00:13.72	00:14.95	00:14.05	00:15.05
Velocity	Metre/Sec	2.43	1.76	1.85	1.61	1.82	1.87	1.78	1.66

1st 50	2nd 50	3rd 50	4th 50	1st 100	2nd 100	50m	100m	150m	200m	
Time	00:24.48	00:28.00	00:28.67	00:29.30	00:53.48	00:57.77	00:24.48	00:53.48	01:22.15	01:51.25
Velocity	2.04	1.72	1.74	1.72	1.87	1.73	2.04	1.87	1.83	1.80

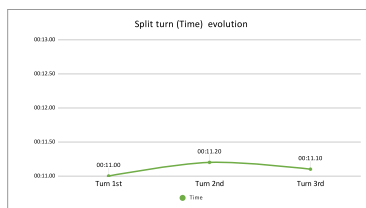


Start info	Start
Reaction Time	00:00.66
Time Out	00:04.70
Breakout Dis	12.5
Velocity	2.66



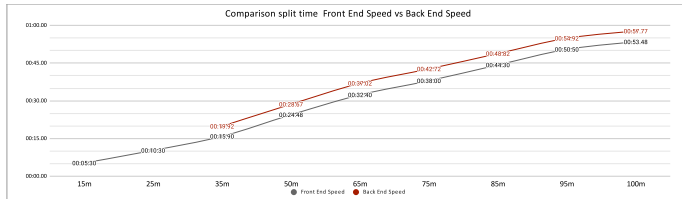
Turn info	Turn 1st	Turn 2nd	Turn 3rd	
Split	Time	00:11.00	00:11.20	00:11.10
Velocity	Metre/Sec	1.82	1.79	1.80

Underwater phase	Time in <th>Time Out </th>	Time Out
Time in	00:01.28	00:01.28
Time Out	00:04.96	00:04.20
Total Time	00:06.24	00:05.48
Breakout Dis	11.7	10.5
UW Velocity	2.36	2.50



Front End Speed	15m	25m	35m	50m	65m	75m	85m	95m	100m	
Split	Time	00:05.30	00:10.30	00:15.90	00:24.48	00:32.40	00:38.00	00:44.30	00:50.50	00:51.48
Stroke Rate	Cycle/Min	50.0		47.6	47.6	46.9		44.1	44.1	
Stroke Tempo	Sec	00:01.20		00:01.28		00:01.28		00:01.36	00:01.36	

Back End Speed	35m	50m	65m	75m	85m	95m	100m	
Split	Time	00:19.92	00:28.67	00:37.02	00:42.72	00:48.82	00:54.92	00:57.77
Stroke Rate	Cycle/Min	46.2		46.2		47.6	47.6	
Stroke Tempo	Sec	00:01.30		00:01.30		00:01.26	00:01.26	



Analysis Swim by Sjarhei Ivashyn



AnalysisSwim@gmail.com
Analysis_Swim
Analysis_Swim



WhatsApp
Sjarhei Ivashyn
Analysis_Swim